


F FOUNDATION®
F FOUNDATION® 5
BASS GUITARS



OPERATING GUIDE

PEAVEY

*Peavey
guitar and basses.
A blend of fine
traditional craftsmanship
and leading
edge technology.*


*Made in
America by a company
with more than 30 years
of experience and
dedication.*

*Hartley and Melia
Peavey*



Contents :

Introduction	PAGE 2
Features	2
Construction	3
BODY	3
NECK	4
PICKUP	4
BRIDGE	4
Controls	5
VOLUME	5
TONE	5
OUTPUT JACK	5
Adjustments	5
TORSION ROD	6
STRING INTONATION	6
NECK TILT	8
SADDLE HEIGHT	8
Care	9
TEMPERATURE & HUMIDITY	9
STRINGS	10
FINISH	10
ACCESSORIES	10
Warnings	11
Warranty	12



INTRODUCTION

Thank you for buying a Peavey Foundation® bass. This bass was built by the most skilled craftsmen and made from the finest materials available. As with all of our musical equipment, we have built our bass guitars using a combination of leading-edge technology and traditional hand-crafted methods. Ask your Peavey dealer for a full list of other Peavey musical equipment and accessories.

FOUNDATION® FEATURES

- Solid poplar body
- Single piece eastern maple neck
- Maple, rosewood or fretless rosewood finger board option
- 8" radius fingerboard with 21 nickel/silver frets
- 1.5" topnut width
- Graphlon™ topnut
- Two frequency tailored single-coil pickups
- Two volume controls
- One tone control
- Adjustable steel bridge
- Chrome hardware
- Extra-deep forearm and ribcage contour for maximum comfort

FOUNDATION® 5 FEATURES

- Solid poplar body
- Single-piece, eastern maple neck
- Maple fingerboard
- 12" radius fingerboard with 21 nickel/silver frets
- 1.800" topnut width
- Graphlon™ topnut
- Two frequency-tailored, single-coil pickups
- Two volume controls
- One tone control
- Adjustable steel bridge
- Chrome hardware
- Extra-deep forearm and ribcage contour for maximum comfort

CONSTRUCTION

BODY

The body of this instrument is constructed from the finest western poplar. The deep, double-cutaway design provides unimpeded access to the highest fret. A special forearm and rib cage relief contour allows weight reduction, proper balance and maximum playing ease. The instrument features our polyester/urethane finish which is mar- and weather-resistant.



NECK

The select rock maple neck is constructed from a single piece of maple to provide unmatched rigidity and freedom from warpage. Additional reinforcement is provided with a steel torsion rod. The neck's adjusting rod features rolled threads for improved strength and freedom from breakage. The ultra-slim neck features a 34" scale length and 21 eighteen-percent nickel/silver frets which are medium height, highly crowned, and polished. The neck of this instrument also employs our precision machine heads, a string retainer and a durable Graphlon™ topnut. The neck is secured to the body with four screws for maximum stability through a solid steel neck plate which features our neck-tilt adjustment.


PICKUPS

The instrument's two single-coil, high-output pickups provide high output and full range operation. The pickups have been harmonically placed at precise points on the body allowing greater response from the fundamentals and overtones to be obtained from each string.

BRIDGE

The bridge of this instrument is constructed from heavily-plated die cast metal and is securely bolted to the body at five points. The barrel-type string saddles are made from heavy-duty steel for maximum sustain and string stability and are fully adjustable for string height, tilt, and intonation/compensation. (See Adjustments: Height and Intonation for instructions.)

CONTROLS



VOLUME

Volume controls for each pickup (neck and bridge) operate independently. Rotating the control knobs clockwise will increase volume; rotating counterclockwise will decrease volume. The volume control closest to the neck regulates the volume of the pickup located on the pickguard. The second

control regulates the volume of the pickup mounted in the body.

TONE

The remaining knob on the instrument operates as a master tone control. Rotating clockwise will result in more treble (high frequencies) and rotating counterclockwise will result in less treble and a “bassier” sound.

OUTPUT JACK

The output jack accepts standard guitar patch cables. (We recommend high-quality Peavey shielded patch cords.)

ADJUSTMENTS

Your instrument has been carefully adjusted for accurate intonation and playing ease at the Peavey factory. Because playing styles or playing requirements vary, additional adjustments may be required. These adjustments should be made by your Peavey dealer; however, with a little care and by adhering closely to the following instructions, you may attempt these adjustments yourself.

Please read the instructions thoroughly before attempting any adjustments.

TORSION ROD

To set the straightness or "relief" of the neck, the supplied allen wrench should be used.

1. Tune the instrument to standard (A-440) pitch.
2. Fret the sixth string (E) at the first and last frets.
3. Check for clearance between the string and the eighth fret.
4. Clearance should be no less than .012" and no more than .025".
5. To increase clearance, loosen (counterclockwise) the torsion-rod nut. Less clearance (straightening of the neck) is accomplished by tightening (clockwise) the nut.

Caution: It is not usually necessary to rotate the torsion rod nut more than one full turn in either direction—1/4 to 1/2 turn is usually sufficient. Excessive rotation may cause damage to the neck and torsion rod. If excessive force is necessary to rotate the torsion rod nut, you should consult your Peavey dealer or the factory before any further adjustment is made.

6. Repeat steps 1–5 until proper clearance has been achieved.

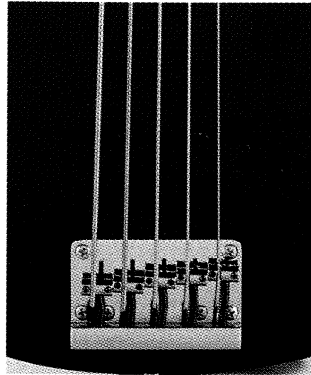
STRING INTONATION

Accurate string intonation settings ensure that your instrument will play in tune at any point on the neck. Although it is physically impossible to achieve "perfect intonation" with a fretted instrument, the proper adjustments will maximize the accuracy of individual notes up and down the neck.

Intonation is set by comparing the pitch of an open string to the pitch of the same string when played one octave higher at the 12th fret. The actual "vibrating length" of that string is varied until the notes are both at the right pitch. The "vibrating length" of the string is altered by adjusting the individual saddles either forward or backward, depending on whether the fretted note is sharper or flatter in pitch than the open note.

***♭*: Note**

This process should always be performed with new strings. Intonation problems are often the result of worn strings. It is often difficult for the untrained ear to determine when the open note and the fretted note are at precisely the same pitch. Some players find that comparing the 12th fret harmonic of the string (rather than the open note) to the fretted note is much easier. A harmonic is played by plucking the string with the right hand while touching the string with the left index finger (as lightly as possible) directly above the 12th fret. The left index finger is drawn away as quickly as possible after the string is plucked, producing a “chime” effect. This chimed note is then compared to the fretted note.



1. Tune the instrument to standard (A-440) pitch.
2. Hold the instrument in a normal playing position or place it on a clean, flat surface so that only the body is in contact with the work surface. Any pressure on the neck will affect intonation settings.
3. Play the first (G) string open and compare it to the pitch of the same string when it is played at the twelfth fret. These notes should sound the same (actually, there is an octave difference).
4. Using a phillips-head screwdriver, adjust the string saddle so that both the fretted and open notes are the same. If the fretted note is sharper than the open note, the vibrating length of the string must be increased. Move the bridge saddle to the rear—away from the pickups. If the fretted note is flat, the vibrating length must be shortened. Move the bridge saddle forward—toward the pickups—to shorten the length.

***♭*: Note**

It will often be necessary to retune the open string to standard pitch after the bridge position is altered.

5. Repeat steps 4 and 5 for the remaining strings.
6. Repeat steps 1–5, as necessary, until the intonation of all the strings is accurately adjusted.

NECK TILT

The neck-tilt adjustment works in conjunction with the bridge-height adjustment to set the overall string playing height. This adjustment should be used whenever possible to set string height rather than the bridge-height adjustment.

1. Relieve string tension slightly by detuning the instrument (approximately one to two whole steps).
2. Loosen two neck screws (closest to the headstock) approximately one turn.
3. Loosen remaining two neck screws (closest to the bridge) approximately 2 turns.
4. String height may now be adjusted with the neck-tilt screw, which is located inside the fifth hole in the neck plate. A 1/8" allen wrench is used to make this adjustment. Turning the screw clockwise lowers the strings closer to the fingerboard. String height should be adjusted to fit your own particular playing style. It should be noted that setting the string height too low will result in excessive string buzz and rattle, especially with a "heavier" playing technique. Excessively high action will result in intonation problems and decreased playability.
5. After adjustment, securely tighten all four neck screws.
6. Retune your instrument to standard pitch. Check strings for correct height and playability. If necessary, repeat steps 1-5 until the action is set properly for your playing style.

SADDLE HEIGHT

This instrument features individual bridge saddles, which work in conjunction with the neck-tilt adjustment to determine overall string height. Ordinarily, the neck tilt should be used to set the string height. However, individual string saddles can be adjusted to follow the curvature of the neck to optimize string/fret distance. Use the supplied hex wrench to make the adjustment for each string.

♭: Note

All instrument adjustments interact closely with string intonation. These adjustments must be completed before any attempt is made to set string intonation at the bridge. If you are unfamiliar with this type of adjustment, we strongly recommend that this setting be performed by your authorized Peavey dealer.



CARE OF YOUR INSTRUMENT.....

This is a high-quality musical instrument constructed from the finest materials, using the most up-to-date production methods. With reasonable care, it should provide many years of service and outstanding playability.

TEMPERATURE AND HUMIDITY

It is important to protect your instrument from any extreme or sudden changes in temperature or humidity. You should store the instrument in its case when not using it.



STRINGS

Your instrument comes from the factory with high-quality Peavey bass strings. String life may be greatly extended by frequent cleaning with Peavey string cleaner. Dirt and perspiration tend to build up on the underside of the strings, so it is often necessary to slide a rag between the strings and the fingerboard. Dirt-laden strings cause tuning and intonation problems, as well as rust and corrosion.

For optimum performance, strings should be changed approximately once a month, or about every twenty-four hours of playing. Some players prefer to change strings more often.

FINISH

Your instrument has a polyester/urethane finish that is both durable and weather-resistant, but requires care. Regular cleaning with Peavey guitar polish is recommended. Between polishes, the instrument should be wiped with a dry, soft cloth.

ACCESSORIES

Peavey offers a full line of accessories for your instruments. Cases, amplifiers, strings, polishes, straps and more are all available from a Peavey dealer near you.

WARNINGS

- All amplification accessories, microphones, mixers, etc., must be properly grounded and should be utilized with a 3-wire mains system in order to prevent electrical shock.
- Do not come into contact with other electrical apparatus when playing (or touching) your instrument. The metal parts of this instrument are grounded according to proper and accepted industry practice, but it is possible to encounter an electrical shock when coming into contact with another electrical apparatus if it has improper grounding facilities.
- Do not use improper or poorly designed guitar straps or other means of support. Possible injury could result if improper, inferior, ill-fitting, or worn out straps are used. The instrument could possibly fall, causing bodily injury or damage to the instrument or associated equipment if the holding devices fail for any reason.
- Strings are made from very strong steel alloys. They are designed to be used under tension and, under certain conditions, they may break and spring away from the guitar. Do not tune or play this instrument with your face in close proximity to the strings, as serious injury could result if a string should break.
- Bass guitar strings are under considerable tension when they are tuned to concert (A-440) pitch. Exercise extreme care when tuning (especially above concert pitch) or when employing string bending or “popping” playing techniques. The possibility of string breakage and personal injury exists under these conditions.

Note

The patch cord between the guitar and the amplifier is an extremely important link for optimum performance. A high-quality, well-shielded cord should be used in this application.

Peavey Guitar One-Year Limited Warranty/Remedy

PEAVEY ELECTRONICS CORPORATION ("Peavey") warrants this guitar to be free from defects in material and workmanship for a period of one year from date of purchase. PROVIDED, however, that this limited warranty is extended only to the original retail purchaser and is subject to the following conditions.

Conditions, Exclusions, and Limitations of Limited Warranty

This limited warranty shall be void and of NO EFFECT if:

1. The first purchase of the product is for the purpose of resale; or
2. The original retail purchase is not made from an AUTHORIZED PEAVEY DEALER; or
3. The product has been damaged by accident or unreasonable use, neglect, improper service or maintenance, or other causes not arising out of defects in material or workmanship.

This Limited Warranty shall not extend to or cover guitar strings. Replacement of guitar strings is deemed to be reasonable and necessary maintenance.

Purchaser's exclusive remedy for breach of this limited warranty is repair of the defect or replacement of the guitar, at the option of Peavey. Service work may be performed by any Peavey Authorized Service Center or, if the service center is unable to provide the necessary warranty service, you will be directed to the nearest Peavey Authorized Service Center which can provide such service. Or... you may return the guitar, postage prepaid and insured, along with a description of the problem, proof of purchase, and a complete return address to:

PEAVEY ELECTRONICS CORPORATION
International Service Center
Hwy. 80 East
Meridian, MS 39301

If the defect is remedial under this warranty, and the other terms and conditions expressed herein have been complied with, Peavey will repair or replace the product and return it, freight collect, to the purchaser. Other than the postage and insurance requirement, no charge will be assessed for such repair or replacement.

The liability of Peavey to the purchaser for any cost whatsoever, and regardless of the form of action, whether in contract or in tort, including negligence, shall be limited to actual damages up to an amount equal to the purchase price of the product or \$500.00.

Under no circumstances will Peavey be liable for any lost profits, any incidental damages, or any consequential damages resulting from the use of or inability to use the guitar, even if Peavey has been advised of the possibility of such damages.

The foregoing limitation of remedy will not apply to the payment of cost and damage awards for personal injury or damage to real property or tangible personal property caused by negligence on the part of Peavey.

This limited warranty is in lieu of any and all warranties, expressed or implied, including but not limited to, implied warranties of merchantability and fitness for a particular use; provided, however, that if the other terms and conditions necessary to the existence of the expressed limited warranty, as hereinbefore stated, have been complied with, implied warranties are not disclaimed during the one-year period from date of purchase of this product.

Some states do not allow limitation on how long an implied warranty lasts, or the exclusion or limitation of incidental or consequential damages, so the above limitations or exclusions may not apply to you. This warranty gives you specific legal rights, and you may also have other rights which may vary from state to state.

This limited warranty is the only expressed warranty on this guitar, and no other statement, representation, warranty or agreement by any person shall be valid as to or binding upon Peavey.

The warranty registration card and a legible copy of the proof of purchase supplied to you by the authorized Peavey dealer in connection with your purchase of this guitar should be accurately completed, mailed to, and received by Peavey within fourteen (14) days from the date of your purchase.

Should notification become necessary for any condition that would require correction, the registration card will help ensure that you are contacted and properly notified.

If you move from the address shown on the warranty registration card, you should notify Peavey of the change of address to facilitate receipt of any bulletins or other forms of notification which may become necessary in connection with any condition that may require dissemination of information or correction.

The warranty of registration card and subsequent notices of change of address should be mailed to:

**Peavey Electronics Corporation
P.O. Box 2898
Meridian, MS 39302-2898**

In the event of any modification of disclaimer of expressed or implied warranties or any limitation of remedies contained herein conflicts with applicable law, then such modification, disclaimer or limitation, as the case may be, shall be deemed to be modified to the extent necessary to comply with such law.

The limited warranty is given by Peavey Electronics Corporation with respect to equipment purchased in the United States of America.



PEAVEY

PEAVEY ELECTRONICS CORPORATION
711 A Street Meridian, MS 39301 · USA
phone: (601)483-5365 · fax: (601)486-1278

©1996

#80301770

Printed in USA 4/96